



US00D716132S

(12) **United States Design Patent**  
**Gobbi**

(10) **Patent No.:** **US D716,132 S**

(45) **Date of Patent:** **\*\* Oct. 28, 2014**

(54) **BELAY AND RAPPEL DEVICE FOR CLIMBING**

(75) Inventor: **Gioachino Gobbi**, Courmayeur (IT)

(73) Assignee: **Grivel S.R.L.**, Courmayeur (IT)

(\*\*) Term: **14 Years**

(21) Appl. No.: **29/399,168**

(22) Filed: **Aug. 10, 2011**

(30) **Foreign Application Priority Data**

Feb. 10, 2011 (EM) ..... 1259501

(51) **LOC (10) Cl.** ..... **08-05**

(52) **U.S. Cl.**  
USPC ..... **D8/356**

(58) **Field of Classification Search**  
USPC ..... D21/694, 698; D8/44, 71, 72, 301, 330,  
D8/331, 333, 339, 343, 344, 349, 354, 355,  
D8/356, 360, 360.1, 367, 372, 373, 382,  
D8/383, 499; 182/5, 6, 191-193, 231;  
188/65.1, 65.2, 65.4, 65.5; 24/115 R,  
24/130, 129 R, 115 H, 115 J, 115 K;  
248/925

See application file for complete search history.

(56) **References Cited**

**U.S. PATENT DOCUMENTS**

2,729,480 A \* 1/1956 Berndt ..... 403/210  
4,665,590 A \* 5/1987 Udelhofen et al. .... 24/115 H  
RE33,104 E \* 10/1989 Taylor ..... 248/231.85  
4,939,820 A \* 7/1990 Babcock ..... 24/129 R  
D318,788 S \* 8/1991 Crowe ..... D8/360.1  
D376,095 S \* 12/1996 Curtis ..... D8/356  
5,772,371 A \* 6/1998 Ackerman ..... 410/118  
D406,048 S \* 2/1999 Graham ..... D8/356  
D413,786 S \* 9/1999 Graham ..... D8/356

D466,794 S \* 12/2002 Malkiel ..... D8/356  
D593,844 S \* 6/2009 Petzl ..... D8/356  
7,980,524 B2 \* 7/2011 Parker ..... 248/317  
8,167,086 B1 \* 5/2012 Brendley et al. .... 182/5  
8,261,881 B2 \* 9/2012 Plaze et al. .... 182/193  
8,312,965 B2 \* 11/2012 Petzl et al. .... 182/5  
2011/0114415 A1 \* 5/2011 Chu ..... 182/5

**FOREIGN PATENT DOCUMENTS**

WO WO 2010088566 A1 \* 8/2010

**OTHER PUBLICATIONS**

Belay devices shown on webpage: <https://web.archive.org/web/20081216155203/http://www.rei.com/category/4500695> Internet  
Archive display date: Dec. 16, 2008.\*

\* cited by examiner

*Primary Examiner* — Catherine Tuttle

(74) *Attorney, Agent, or Firm* — Greer, Burns & Crain, Ltd.

(57) **CLAIM**

The ornamental design for the belay and rappel device for climbing, as shown and described.

**DESCRIPTION**

FIG. 1 is a perspective view showing my new design for a belay and rappel device for climbing;

FIG. 2 is a right side view thereof;

FIG. 3 is a left side view thereof;

FIG. 4 is a back view thereof;

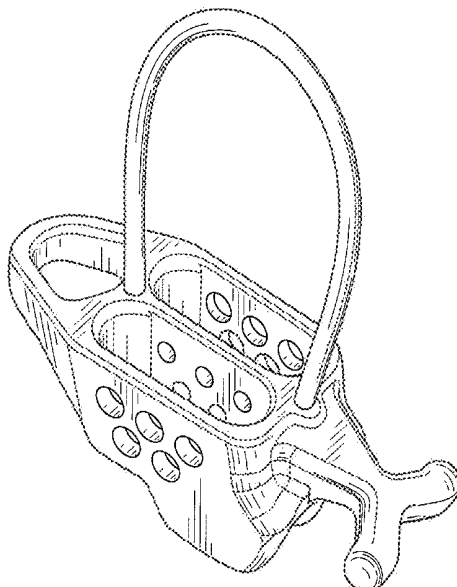
FIG. 5 is a front view thereof;

FIG. 6 is a top view thereof; and,

FIG. 7 is a bottom view thereof.

The broken lines are included for the purpose of illustrating portions of the belay and rappel device that form no part of the claimed design.

**1 Claim, 5 Drawing Sheets**



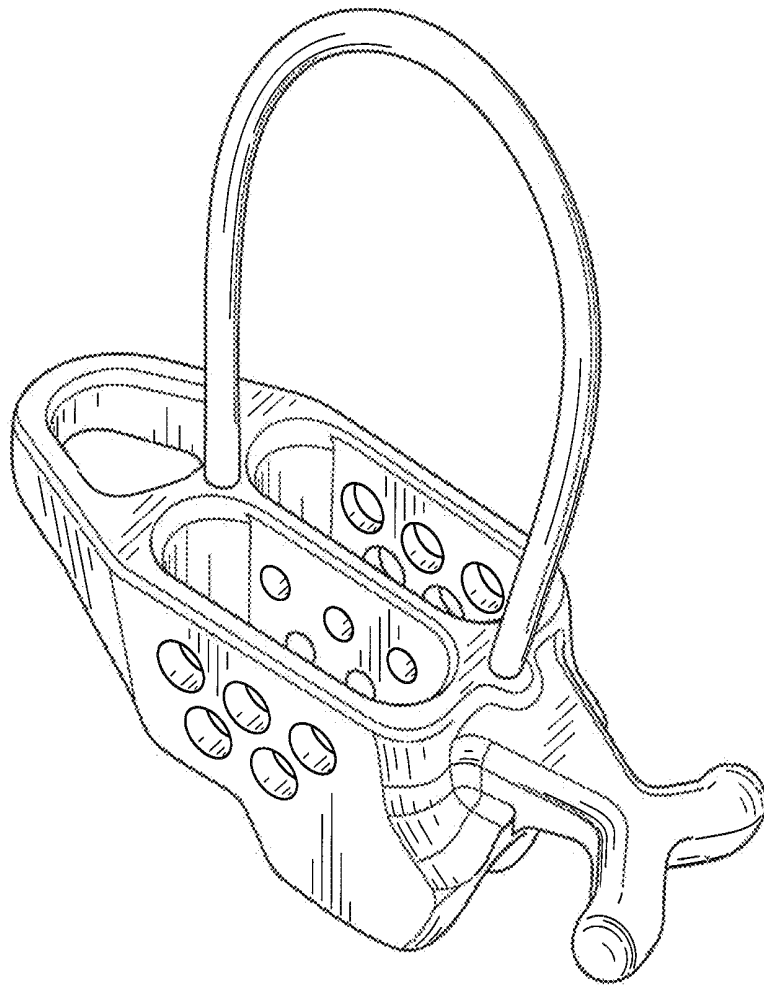


FIG. 1

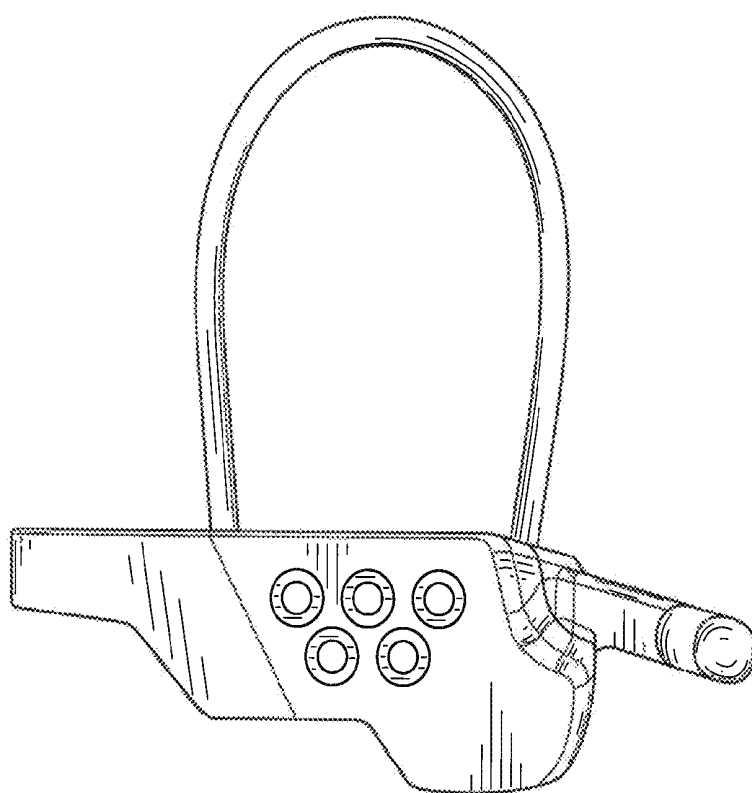


FIG. 2

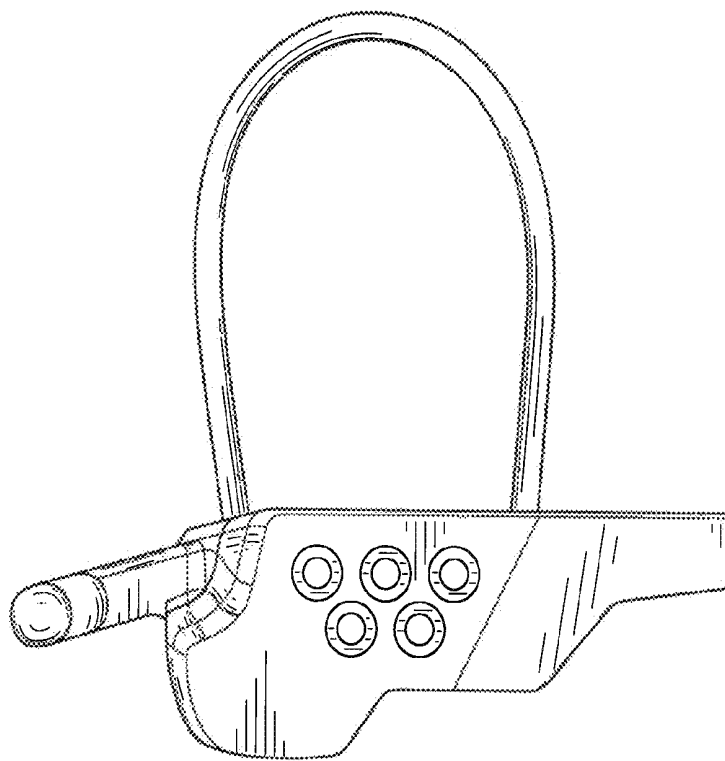


FIG. 3

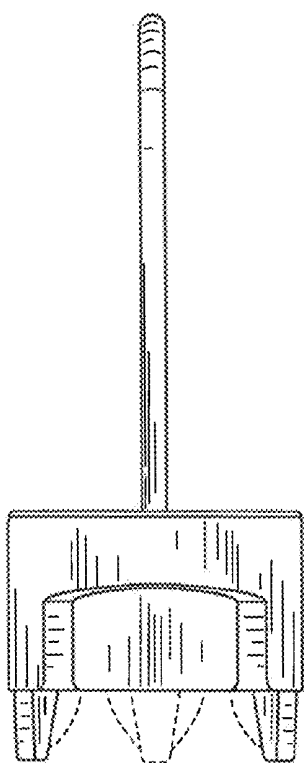


FIG. 4

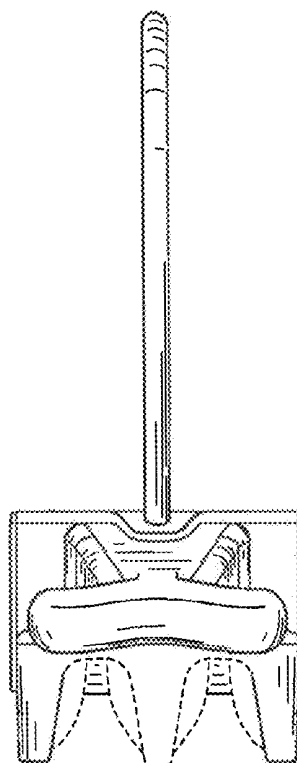


FIG. 5

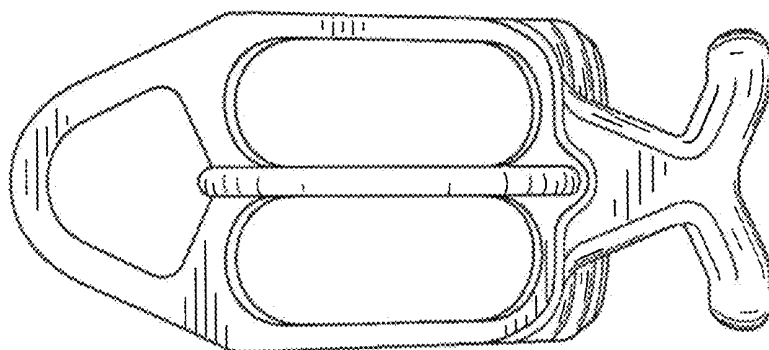


FIG. 6

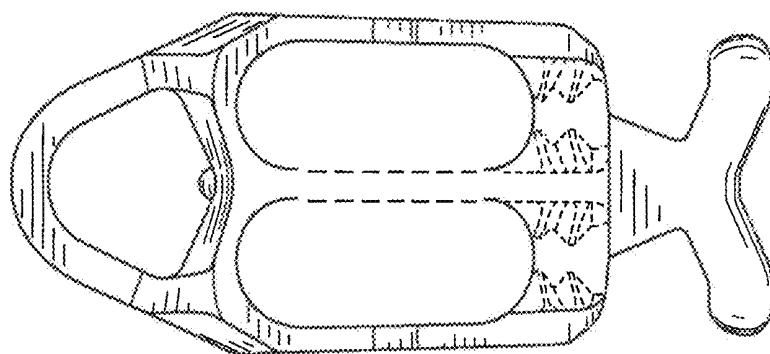


FIG. 7